

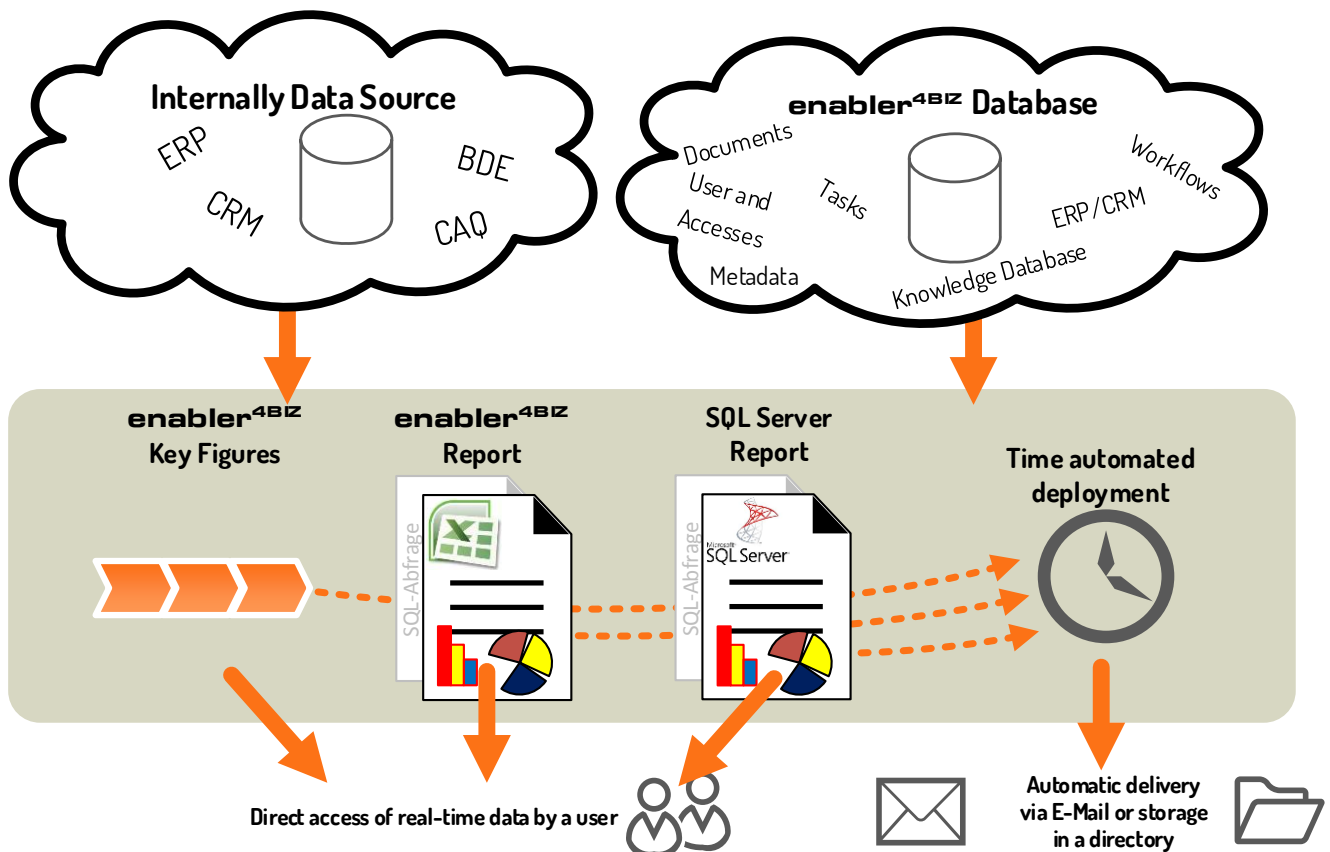
## enabler<sup>4</sup>BIZ® Reporting and Key Figures

To embed an integrated Management System into an IT landscape the best possible way, not only the provision of specifications is important, but also the complete documentation of evidence as well as reliable controlling structures. And for these tasks, too, we can offer you support – with the enabler<sup>4</sup>BIZ-module “Reporting and Key Figures”.

The component “Reporting and Key Figures” enables the connection to external data sources or the embedding of existing reports to the management system. This information integration enables the access to data sources via SQL or ODBC queries, which makes the connection to data management systems of different manufacturers possible. Naturally, any data from your enabler<sup>4</sup>BIZ can be evaluated that way.

**Choose one from three different efficient reporting techniques – the one that best fulfills your requirements:**

- ▶ **enabler<sup>4</sup>BIZ Key Figures:** Key figures are displayed in connection to the process visualization
- ▶ **enabler<sup>4</sup>BIZ Report** based on a specific template for Microsoft® Excel®
- ▶ **SQL Server Report** with the help of Microsoft® SQL Server Reporting Services®



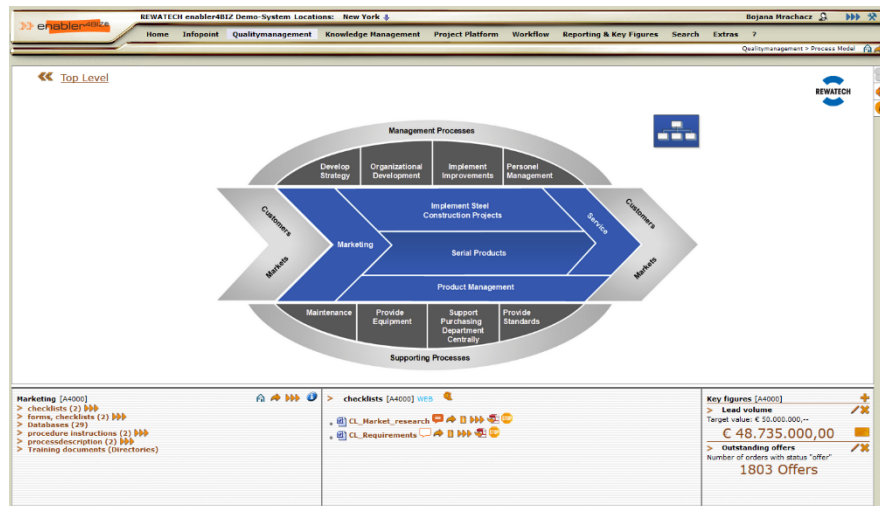
### enabler<sup>4</sup>BIZ Reporting and Key Figures

- ▶ **One Goal:** Efficient and fully integrated Controlling – beyond the boundaries of the enabler<sup>4</sup>BIZ
- ▶ **Three Paths:** Customizable, flexible and no threat of manipulation

ONLINE-  
DEMO SYSTEM:  
<http://www.enabler.info>

# enabler<sup>4</sup>BIZ Key Figures

The enabler<sup>4</sup>BIZ key figures are an easy and transparent possibility to display process key figures directly for each process – that means as part of the visual depiction through the process model of the enabler<sup>4</sup>BIZ. For every call up of a process, the key figures are calculated anew and are thus always current. The data source can be defined separately for every key figure. The source of the data may either be the database of the enabler<sup>4</sup>BIZ or also any other database of the company. Furthermore, it is possible to use a number of data (text files, XML, Access-files, ...) for data provision. Additionally, enabler<sup>4</sup>BIZ reports may be used for a more detailed evaluation for every key figure.



Easy and **flexible configuration** make the enabler<sup>4</sup>BIZ key figures a unique controlling tool:

- ▶ The activation is possible for every process separately.
- ▶ For every process, any number of key figures can be set up.
- ▶ Authorization management and location allocation for each key figure
- ▶ Embedding the enabler<sup>4</sup>BIZ report for detailed evaluation, as well as trend analysis of each key figure
- ▶ The labels can be defined static or out of the data source.

A number of **data sources** make the enabler<sup>4</sup>BIZ key figures a flexible and irreplaceable tool for everyday work:

- ▶ Text files
- ▶ XML files
- ▶ enabler<sup>4</sup>BIZ Database
- ▶ Other SQL Server Databases
- ▶ Microsoft Access Databases
- ▶ Microsoft Excel
- ▶ Microsoft Excel files
- ▶ ODBC Interfaces

The screenshot shows the configuration interface for key figures. It includes fields for 'Data source' (Source\*, UNC path to file\*), 'Value' (Cell\*), 'Return value\*' (Presentation\*), 'Labeling' (Displayed name\*, Description, Unit/Text after), 'Trend report' (enabler4BIZ report, SQL Server report, Excel file), 'Worksheets' (UNC path of Excel file, Worksheets), 'Open as' (PDF, Excel), 'Permission' (TestEnabler Users), and 'Key figure visible for'.

The return values can be displayed in the following **formats**:

- ▶ Text Fa. Muster, 1030 Wien
- ▶ Number 1734 Offers
- ▶ Percentage 0,12 %
- ▶ Traffic lights, with limits defined for Green and Red
- ▶ Currency € 48.735.000,00

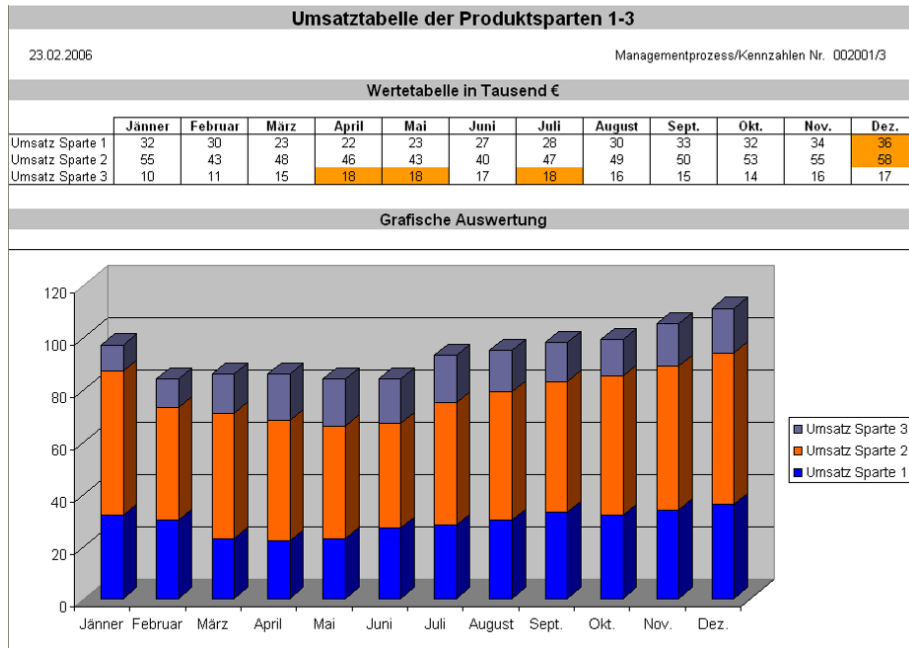
**We will be happy to advise you on the selection of a suitable report technique and support you during the creation.**

**Please contact us!**

# enabler<sup>4</sup>BIZ Report

Link the simplicity and the transparency of the enabler<sup>4</sup>BIZ with the performance of Microsoft® Excel®!

The enabler<sup>4</sup>BIZ Report is a Reporting Framework based on Microsoft® Excel®. You can create your reports yourself – the only prerequisite is a corresponding level of SQL knowledge to make a database query required for the report. For this, the query is pasted into a template created for Microsoft® Excel® and saved in the enabler<sup>4</sup>BIZ. When calling up this template via the enabler<sup>4</sup>BIZ, the query is made and the resulting data given in a Microsoft® Excel® worksheet in real time. On further, customizable Microsoft® Excel® worksheets, the resulting data is aggregated, evaluated and if required, graphically mapped. These worksheets are available to the user for further use.



## Efficient provision and distribution via the enabler<sup>4</sup>BIZ:

- ▶ Easy connection via a platform page of the enabler<sup>4</sup>BIZ
- ▶ Allocation to processes in the graphic process visualization of the enabler<sup>4</sup>BIZ
- ▶ Parameterization by the user for the restriction of the evaluation
- ▶ Easy authorizing for controlling which persons may use which reports
- ▶ Automatic execution of the report
- ▶ Automatic e-mail to pre-defined users at freely definable times
- ▶ Automatic storage in a directory

The following **data sources** are available for the creation of enabler<sup>4</sup>BIZ Reports:

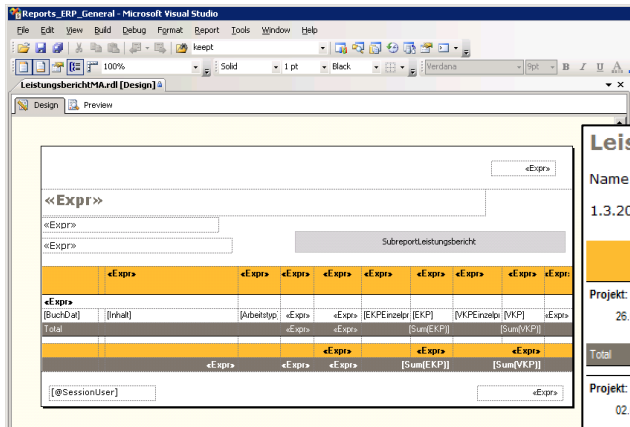
- ▶ enabler<sup>4</sup>BIZ Database
- ▶ Other SQL Server Databases
- ▶ Access Databases
- ▶ ODBC Interfaces
- ▶ Other data sources upon request

## Microsoft® Excel® - as optimum tool for data preparation and visualization:

- ▶ Ready-made templates for the definition of the data query
- ▶ Import of data when calling a report into an own worksheet
- ▶ Preparation of data on any number of further worksheets
- ▶ Use of all possibilities in Microsoft® Excel®, for example
  - ▶ More than 400 functions from the area of statistics, financial mathematics, date and time, etc.
  - ▶ Diagrams
  - ▶ Pivot tables
  - ▶ Interim results
- ▶ Completed reports can be extended, amended or refined at any time.

# SQL Server Report

The SQL Server Reports are based on the Microsoft® SQL Server Reporting Services®, which are part of the Microsoft® SQL Server®. The reports created according to your specifications are created by us with the help of Microsoft® Visual Studio® and made available in your system. The ready-made report templates thus make reports available quickly to your users, which are furthermore sent automatically via e-mail or may be saved. Manipulations to the reports or the data material can thus be ruled out. Further processing of the data is naturally nevertheless possible via the interface to Microsoft® Excel®.



- ▶ Restrictions of the data evaluation by the user via parameters
- ▶ Export as xml, csv, pdf, tiff, doc or xls

- ▶ Precisely pre-formatted reports
- ▶ Creation of the report according to your specifications

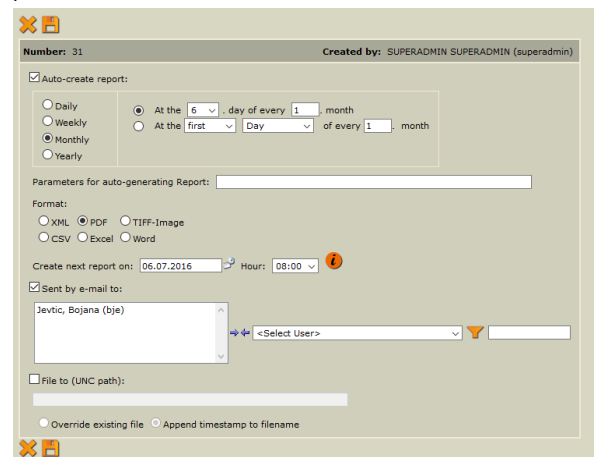
**Leistungsbericht**  
 Name: Max Mustermann  
 1.3.2010 - 30.5.2010

Inhalt	Arb.typ Budget	Einh.	Menge	Einzelpr. Einkauf	EKP	Einzelpr. Verkauf	VKP	IE
<b>Projekt: ABC Test Managementberatung</b>								
26.05.2010 Ist-Analyse, Erfassung Vorgaben, Kundenwünsche	BRH	Std.	2	80,00	160,00	100,00	200,00	ile
Total			Std.	2	€ 160,00		€ 200,00	
<b>Projekt: Beratung SCM</b>								
02.03.2010 Kick-Off Meeting	ADMIN	Std.	2	20,00	40,00	200,00	400,00	ile
18.03.2010 Analyse CO	ADMIN	Std.	3	20,00	60,00	200,00	600,00	ile
26.05.2010 Analyse Arbeit SCM	ADMIN	Std.	18	35,00	630,00	200,00	3.600,00	ile
Total			Std.	23	€ 730,00		€ 4.600,00	
			<b>Menge</b>		<b>EKP</b>	<b>VKP</b>		
Summe Bericht:			Std.	25	€ 890,00		€ 4.900,00	

Max Mustermann Seite 1/1

The **provision** of the reports takes place via an own platform module of the enabler<sup>4BIZ</sup>. The enabler<sup>4BIZ</sup> reports can furthermore be made directly available from the process model itself. The administrator thus has all usual possibilities for flexible and dynamic information and communication management in the enabler<sup>4BIZ</sup>:

- ▶ Flexible authorization concept
- ▶ Provision of report templates on flexible platform pages
- ▶ Combination of the reports with other platform modules to complete the information strategy
- ▶ Automatic creation of reports (Storage in a directory, dispatch via e-mail)



## System Requirements (additional to the System requirements for den enabler<sup>4BIZ</sup>)

	enabler <sup>4BIZ</sup> Key Figures	enabler <sup>4BIZ</sup> Report	SQL Server Report
	Licenced enabler <sup>4BIZ</sup> -Modul Reporting und Key Figures		
On Client	none	Microsoft® Excel® Version 2003 or higher	Dependig on the selected Export-Format: Adobe Reader®, Microsoft® Excel® (min. 2003), Microsoft® Word® (min. 2003)
On Server	none	none	Microsoft® SQL Server from 2008 R2® incl. Reporting Services